

# PEARL MANTELS®

Makers of fine furniture for your hearth and home

## Your Mantel Headquarters!



**NEW:** Zachary Non-Combustible shown in Little River Finish. See Page 3.

*Because each mounting surface is different, hardware is not included to attach the hanger board to the mounting surface. Please consult a professional for advice.*

**PEARL MANTELS® offer great value and quality that stand the test of time.**

Pearl Mantels is a leading manufacturer of fine furniture quality wood and MDF mantels, shelves, reclaimed wood shelves, adjustable mantels and shelves for the fireplace and the home. Pearl also manufactures (patent pending) non-combustible shelves and a line of cast stone shelving for indoor and outdoor use. With over 30 mantel and shelf designs, Pearl continues to innovate and design furniture quality products to meet your needs. When you decorate your home, pick a Pearl. Copyright © Pearl Mantels Corporation ®. All rights reserved.



**NEW:** 412 Shenandoah Farmhouse Finish. See page 16.



**NEW:** 515 Jim MDF Surround. See page 8.



**NEW:** Homeland Series Cades Cove shown in #41 Cabin Finish. See page 5.

# New: Zachary Non-Combustible Mantel!

This mantel can take the heat! **PATENT PENDING** on this all new non-combustible mantel for use indoors or out. Extremely light-weight, strong, weather-resistant and easy to hang. The Zachary has a soft hand-applied whitewash or graywash paint finish, making each shelf unique in character and its own individual masterpiece. Transitional designs that fit comfortably into a contemporary or traditional setting make these pieces the perfect addition to your indoor or out-door room. The ample 9 inch shelf depth allows plenty of display room. Pre-drilled metal hanger board, exclusive to this piece, allows for ease of hanging.

**NEW!**  
**PATENT  
PENDING**

**The Zachary**  
**Non-Combustible Smooth**  
Available in Whitewash or Graywash Finish.  
48", 60", and 72" lengths.

NC WHITEWASH, NC GRAYWASH	NC-48	NC-60	NC-72
Top Shelf Length	48"	60"	72"
Top Shelf Depth	9"	9"	9"
Bottom Base Length	48"	60"	72"
Bottom Base Depth	9"	9"	9"
Overall Height	5"	5"	5"
Net Weight	26 lbs.	35 lbs.	42 lbs.



*Zachary Non-Combustible shown in Whitewash Smooth Finish 60" length.*



*Zachary Non-Combustible shown in Graywash Smooth Finish 60" length.*



*Unique pre-drilled hanger rail included for installation in all finishes.*

*All finishes are hand applied. Each shelf is hand crafted and painted, appearance may vary from published pictures.  
Unique pre-drilled hanger rail included for installation in all finishes.*

*Because each mounting surface is different, hardware is not included to attach the hanger board to the mounting surface. Please consult a professional for advice.*



*Zachary Non-Combustible shown in  
Whitewash Smooth Finish.*



*Zachary Non-Combustible shown in  
Graywash Smooth Finish.*

Wood and MDF are considered combustible materials. Heat clearances must be adhered to. Before installing, check your local building codes and the manufacturer's instructions for your specific fireplace insert or stove.

For all surrounds and shelves: hardware is not included to attach the hanger board to the mounting surface. Actual finish colors and distressing may vary from photos.

\*All Pearl Mantels are manufactured individually. Measurements listed are standard, but tolerances may vary. We encourage you to measure your mantel prior to installation and for all custom-fit applications.



# Light-weight, strong, weather-resistant, and easy to hang!

## For use indoors or out!

This mantel can take the heat! **PATENT PENDING** on this all new non-combustible mantel for use indoors or out. Extremely light-weight, strong, weather-resistant and easy to hang. All natural wood look, the Zachary has a soft hand applied Little River gray paint finish or a Fontana paint finish—a fusion of soothing soft grays and earthy tannins, making each shelf unique in character and its own individual masterpiece. Transitional designs that fit comfortably into a contemporary or traditional setting make these pieces the perfect addition to your indoor or out-door room. The ample 7.87 inch shelf depth allows plenty of display room. Pre-drilled metal hanger board, exclusive to this piece, allows for ease of hanging.

**NEW!**  
**PATENT  
PENDING**

### The Zachary Non-Combustible Wood Look

Available in Little River or Fontana Finish.  
48", 60", and 72" lengths.

NC LITRIVER, NC FONTANA	NC-48	NC-60	NC-72
Top Shelf Length	48"	60"	72"
Top Shelf Depth	7.87"	7.87"	7.87"
Bottom Base Length	48"	60"	72"
Bottom Base Depth	7.87"	7.87"	7.87"
Overall Height	5"	5"	5"
Net Weight	21 lbs.	26 lbs.	30 lbs.



Zachary Non-Combustible shown in Fontana Wood Look Finish 60" length.



Zachary Non-Combustible shown in Little River Wood Look Finish 60" length.

*All finishes are hand applied. Each shelf is hand crafted and painted, appearance may vary from published pictures.  
Unique pre-drilled hanger rail included for installation in all finishes.*

*Because each mounting surface is different, hardware is not included to attach the hanger board to the mounting surface. Please consult a professional for advice.*



Zachary Non-Combustible shown in  
Whitewash Smooth Finish.



Zachary Non-Combustible shown in  
Little River Wood Look Finish.

Wood and MDF are considered combustible materials. Heat clearances must be adhered to. Before installing, check your local building codes and the manufacturer's instructions for your specific fireplace insert or stove.

For all surrounds and shelves: hardware is not included to attach the hanger board to the mounting surface. Actual finish colors and distressing may vary from photos.

\*All Pearl Mantels are manufactured individually. Measurements listed are standard, but tolerances may vary. We encourage you to measure your mantel prior to installation and for all custom-fit applications.

Visit our website for more photos, 3D product animations, and information on our products and fine furniture quality finishes—[www.pearlmantels.com](http://www.pearlmantels.com)

Actual finish colors and distressing may vary from photos. © 1995-2019 Pearl Mantels Corporation®

# Introducing: *The Homeland Collection*

Pearl Mantels presents *The Homeland Collection* by Tennessee designer B. Thomas, inspired by the natural beauty of the Great Smoky Mountains and their surroundings.



No. 44 Little River Finish detail shown.

*The Pine wood has been awakened with a unique hand applied abrasive sand wash inviting the heart wood of the pine to the surface and creating a lively weathered textured effect.*

*Variances from piece to piece are to be expected as each mantel in the Homeland collection is perfected by hand.*

**Your individual masterpiece awaits!**



No. 46 Fontana Finish detail shown.




## **The Cades Cove**

### **No. 351S Pallet Style**

Available unfinished, paint and stain grade, or in No. 46 Fontana Finish. 48", 60", and 72" lengths.

Cades Cove 351S	351S-48	351S-60	351S-72
Top Shelf Length:	48"	60"	72"
Top Shelf Depth:	9"	9"	9"
Bottom Base Length:	48"	60"	72"
Bottom Base Depth:	9"	9"	9"
Overall Height:	6"	6"	6"

*Each mantel in the Homeland collection is hand-finished, bringing a completely unique character to your mantel.*



351S Cades Cove shown in No. 46 Fontana Finish 60" length.



351S Cades Cove shown Unfinished 60" length. Paint and Stain Grade.

*Because each mounting surface is different, hardware is not included to attach the hanger board to the mounting surface. Please consult a professional for advice.*



351S Cades Cove shown in No. 46 Fontana Finish.



No. 351S Cades Cove Shown Unfinished.

*Each of our pieces is lovingly branded with a Pearl inlay—Our Certificate of Authenticity.*



351S Cades Cove shown in No. 46 Fontana Finish.

Wood and MDF are considered combustible materials. Heat clearances must be adhered to. Before installing, check your local building codes and the manufacturer's instructions for your specific fireplace insert or stove.

For all surrounds and shelves: hardware is not included to attach the hanger board to the mounting surface. Actual finish colors and distressing may vary from photos.

\*All Pearl Mantels are manufactured individually. Measurements listed are standard, but tolerances may vary. We encourage you to measure your mantel prior to installation and for all custom-fit applications.

# Inspired by the Great Smoky Mountains

**NEW!**

## The Cades Cove

**No. 351R Shiplap Style**

Available unfinished, paint and stain grade, or in No. 41 Cabin Finish. 48", 60", and 72" lengths.

Cades Cove 351R	351R-48	351R-60	351R-72
Top Shelf Length:	48"	60"	72"
Top Shelf Depth:	9"	9"	9"
Bottom Base Length:	48"	60"	72"
Bottom Base Depth:	9"	9"	9"
Overall Height:	6"	6"	6"



◀ **LOOK  
FOR  
THE  
PEARL!**

No. 351R Cades Cove  
Shown in No 41  
Cabin Finish.

Each of our pieces  
is lovingly branded  
with a Pearl inlay—Our  
Certificate of Authenticity.

Each mantel in the Homeland collection is hand-finished, bringing a completely unique character to your mantel.



351R Cades Cove shown in No. 41 Cabin Finish 60" length.



351R Cades Cove shown Unfinished 60" length. Paint and Stain Grade.

Because each mounting surface is different, hardware is not included to attach the hanger board to the mounting surface. Please consult a professional for advice.



351R Cades Cove shown in No. 41 Cabin Finish.



351R Cades Cove shown in No. 41 Cabin Finish.

Wood and MDF are considered combustible materials. Heat clearances must be adhered to. Before installing, check your local building codes and the manufacturer's instructions for your specific fireplace insert or stove.

For all surrounds and shelves: hardware is not included to attach the hanger board to the mounting surface. Actual finish colors and distressing may vary from photos.

\*All Pearl Mantels are manufactured individually. Measurements listed are standard, but tolerances may vary. We encourage you to measure your mantel prior to installation and for all custom-fit applications.

Visit our website for more photos, 3D product animations, and information on our products and fine furniture quality finishes—[www.pearlmantels.com](http://www.pearlmantels.com)

Actual finish colors and distressing may vary from photos. © 1995-2019 Pearl Mantels Corporation®



# Introducing: *The Homeland Collection*

Pearl Mantels presents *The Homeland Collection* by Tennessee designer B. Thomas, inspired by the natural beauty of the Great Smoky Mountains and their surroundings. The Pine wood has been awakened with a unique hand applied abrasive sand wash inviting the heart wood of the pine to the surface creating a lively weathered textured effect.

*Variances from piece to piece are to be expected as each mantel in the Homeland collection is perfected by hand.  
Your individual masterpiece awaits!*



## **The Hastings**

**No. 358**

Available unfinished, paint and stain grade,  
or in No. 44 Little River Finish.  
48", 60", and 72" lengths.

	358-48	358-60	358-72
Top Shelf Length:	48"	60"	72"
Top Shelf Depth:	10"	10"	10"
Bottom Base Length:	48"	60"	72"
Bottom Base Depth:	10"	10"	10"
Overall Height:	8"	8"	8"

*Each mantel in the Homeland collection is hand-finished, bringing a completely unique character to your mantel.*



358 Hastings shown in No. 44 Little River Finish 60" length.



358 Hastings shown Unfinished 60" length. Paint and Stain Grade.

Because each mounting surface is different, hardware is not included to attach the hanger board to the mounting surface. Please consult a professional for advice.



358 Hastings shown in No. 44 Little River Finish.



358 Hastings shown in No. 44 Little River Finish.

Wood and MDF are considered combustible materials. Heat clearances must be adhered to. Before installing, check your local building codes and the manufacturer's instructions for your specific fireplace insert or stove.

For all surrounds and shelves: hardware is not included to attach the hanger board to the mounting surface. Actual finish colors and distressing may vary from photos.

\*All Pearl Mantels are manufactured individually. Measurements listed are standard, but tolerances may vary. We encourage you to measure your mantel prior to installation and for all custom-fit applications.

# Inspired by the Great Smoky Mountains

**NEW!**

## The Cherokee No. 355

Available unfinished, paint and stain grade,  
in No. 44 Little River Finish,  
or No. 46 Fontana Finish.  
48", 60", and 72" lengths.

355-48 Unfinished no longer available

	355-48	355-60	355-72
Top Shelf Length:	48"	60"	72"
Top Shelf Depth:	9"	9"	9"
Bottom Base Length:	48"	60"	72"
Bottom Base Depth:	9"	9"	9"
Distance Between Corbels:	25"	35"	42"
Corbel Width:	6.5"	6.5"	6.5"
Corbel Height:	5.5"	5.5"	5.5"
Overall Height with Corbels:	10.5"	10.5"	10.5"
Overall Height without Corbels:	5"	5"	5"



Hang with or without Corbels (Included)



355 Cherokee shown in No. 44 Little River Finish 60" length.



355 Cherokee shown in No. 46 Fontana Finish 60" length.



355 Cherokee shown Unfinished without Corbels 60" length. Paint and Stain Grade.

Because each mounting surface is different, hardware is not included to attach the hanger board to the mounting surface. Please consult a professional for advice.



355 Cherokee shown in No. 44 Little River Finish.



Detail of 355 Cherokee Unfinished  
showing sand washed textural effect.



355 Cherokee shown in No. 46 Fontana Finish.

Wood and MDF are considered combustible materials. Heat clearances must be adhered to. Before installing, check your local building codes and the manufacturer's instructions for your specific fireplace insert or stove.

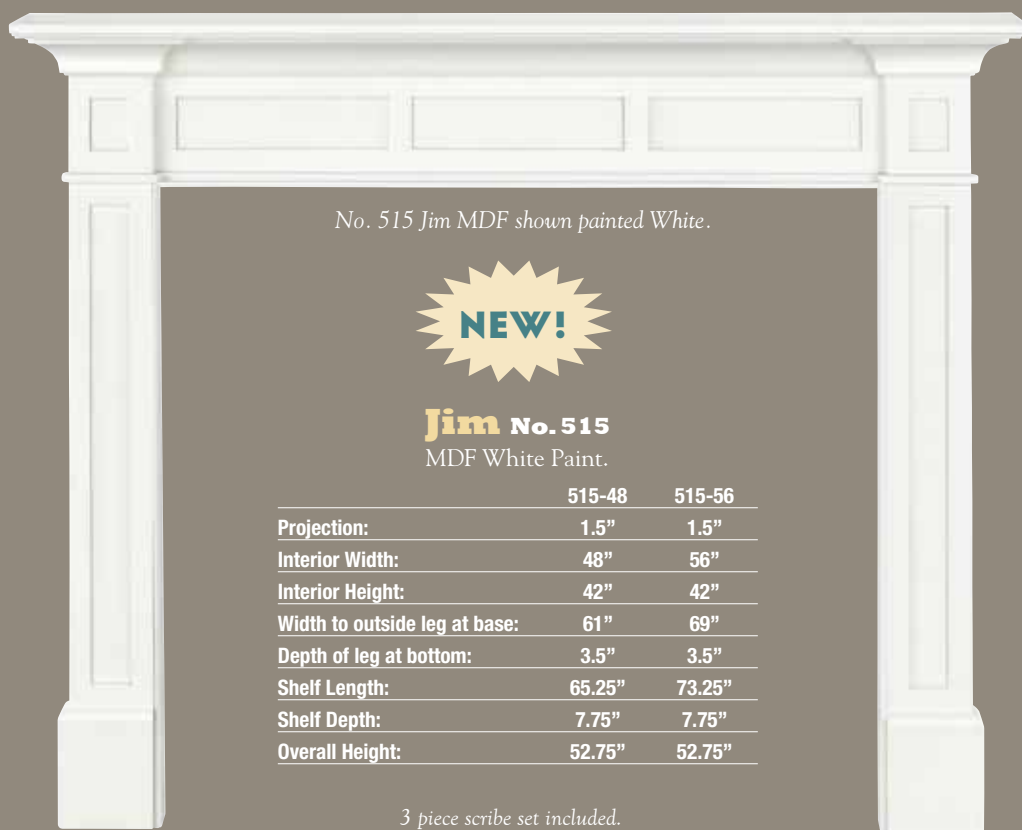
For all surrounds and shelves: hardware is not included to attach the hanger board to the mounting surface. Actual finish colors and distressing may vary from photos.

\*All Pearl Mantels are manufactured individually. Measurements listed are standard, but tolerances may vary. We encourage you to measure your mantel prior to installation and for all custom-fit applications.

Visit our website for more photos, 3D product animations, and information on our products and fine furniture quality finishes—[www.pearlmantels.com](http://www.pearlmantels.com)

Actual finish colors and distressing may vary from photos. © 1995-2019 Pearl Mantels Corporation®

# MDF—The perfect blend of design and price!



No. 515 Jim MDF shown painted White.

**NEW!**

## **Jim No. 515**

MDF White Paint.

	515-48	515-56
Projection:	1.5"	1.5"
Interior Width:	48"	56"
Interior Height:	42"	42"
Width to outside leg at base:	61"	69"
Depth of leg at bottom:	3.5"	3.5"
Shelf Length:	65.25"	73.25"
Shelf Depth:	7.75"	7.75"
Overall Height:	52.75"	52.75"

3 piece scribe set included.



No. 515 Jim MDF White Paint.

Because each mounting surface is different, hardware is not included to attach the hanger board to the mounting surface. Please consult a professional for advice.



No. 525 Mike MDF White Paint.



## **LOOK FOR THE PEARL!**

Each of our pieces is lovingly branded with a Pearl inlay—Our Certificate of Authenticity.

No. 525 MDF shown painted White.



No. 525 Mike MDF shown painted White.

## **Mike No. 525**

MDF White Paint.

	525-48
Projection:	1.5"
Interior Width:	48"
Interior Height:	42"
Width to outside leg at base:	60"
Depth of leg at bottom:	3"
Shelf Length:	64"
Shelf Depth:	7.87"
Overall Height:	52.36"

3 piece scribe set included.

Wood and MDF are considered combustible materials. Heat clearances must be adhered to. Before installing, check your local building codes and the manufacturer's instructions for your specific fireplace insert or stove.

For all surrounds and shelves: hardware is not included to attach the hanger board to the mounting surface. Actual finish colors and distressing may vary from photos.

\*All Pearl Mantels are manufactured individually. Measurements listed are standard, but tolerances may vary. We encourage you to measure your mantel prior to installation and for all custom-fit applications.



# Your Mantel Headquarters!

No. 540 Marshall MDF shown painted White.

**NEW!**

## **Marshall No. 540**

MDF White Paint.

	540-48	540-56
Projection:	1.5"	1.5"
Interior Width:	48"	56"
Interior Height:	42"	42"
Width to outside leg at base:	66"	74"
Depth of leg at bottom:	4"	4"
Shelf Length:	72"	80"
Shelf Depth:	8"	8"
Overall Height:	54"	54"

3 piece scribe set included.



No. 540 Marshall MDF White Paint.

Because each mounting surface is different, hardware is not included to attach the hanger board to the mounting surface. Please consult a professional for advice.



No. 550 Richmond shown painted White.

## **LOOK FOR THE PEARL!**

Each of our pieces is lovingly branded with a Pearl inlay—Our Certificate of Authenticity.

No. 550 MDF shown painted White.

No. 550 Richmond shown painted White.

## **Richmond**

**No. 550** White Paint.

	550-48	550-56
Projection:	1.5"	1.5"
Interior Width:	48"	56"
Interior Height:	42"	42"
Width to outside leg at base:	65"	73"
Depth of leg at bottom:	4.5"	4.5"
Shelf Length:	70.625"	78.625"
Shelf Depth:	8"	8"
Overall Height:	57.25"	57.25"

3 piece scribe set included.

Wood and MDF are considered combustible materials. Heat clearances must be adhered to. Before installing, check your local building codes and the manufacturer's instructions for your specific fireplace insert or stove.

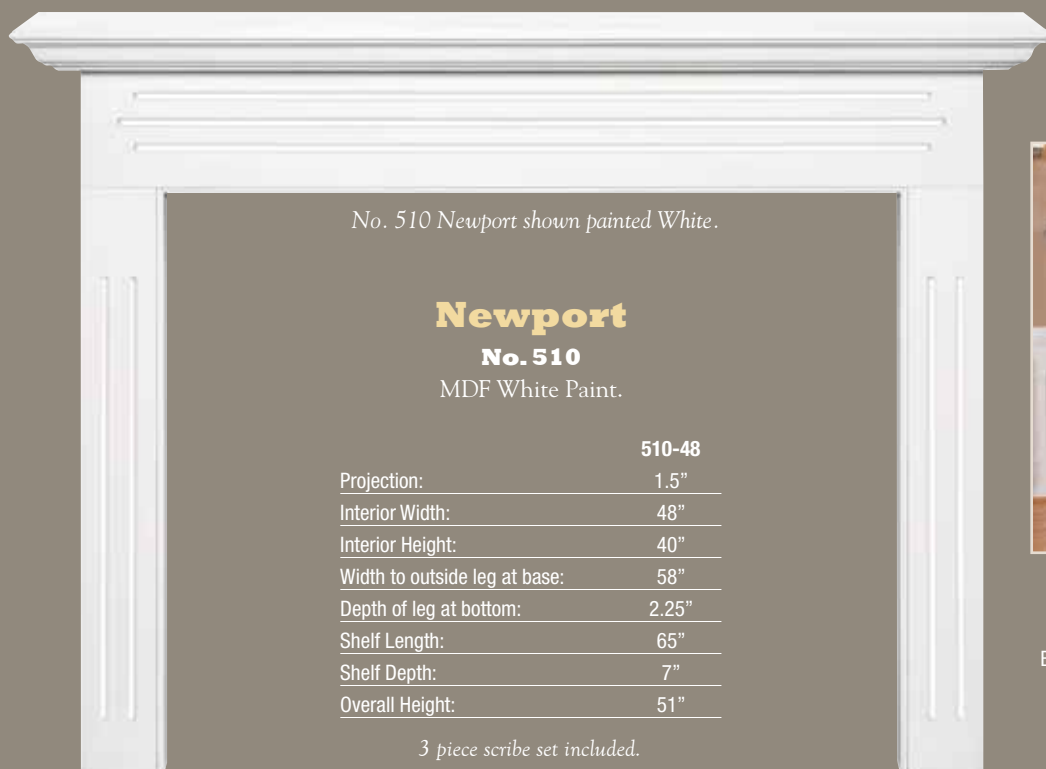
For all surrounds and shelves: hardware is not included to attach the hanger board to the mounting surface. Actual finish colors and distressing may vary from photos.

\*All Pearl Mantels are manufactured individually. Measurements listed are standard, but tolerances may vary. We encourage you to measure your mantel prior to installation and for all custom-fit applications.

Visit our website for more photos, 3D product animations, and information on our products and fine furniture quality finishes—[www.pearlmantels.com](http://www.pearlmantels.com)

Actual finish colors and distressing may vary from photos. © 1995-2019 Pearl Mantels Corporation®

# MDF—The perfect blend of design and price!



No. 510 Newport shown painted White.

## Newport

No. 510

MDF White Paint.

	<b>510-48</b>
Projection:	1.5"
Interior Width:	48"
Interior Height:	40"
Width to outside leg at base:	58"
Depth of leg at bottom:	2.25"
Shelf Length:	65"
Shelf Depth:	7"
Overall Height:	51"

3 piece scribe set included.



No. 510 Newport shown painted White.

Because each mounting surface is different, hardware is not included to attach the hanger board to the mounting surface. Please consult a professional for advice.



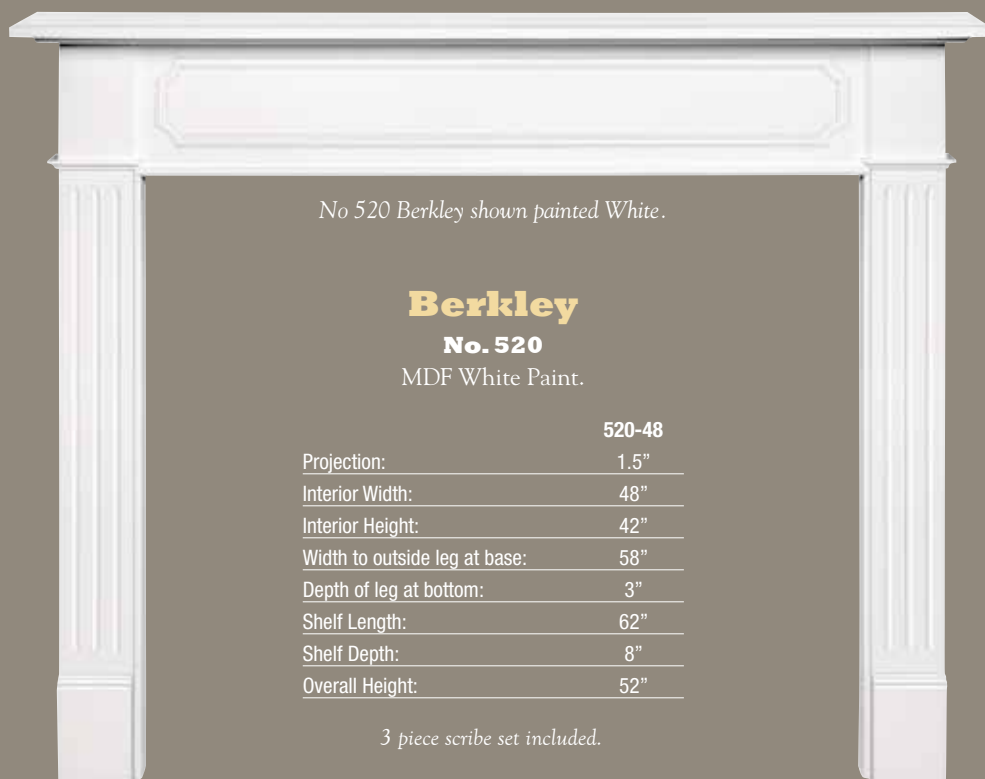
## LOOK FOR THE PEARL!

Each of our pieces is lovingly branded with a Pearl inlay—Our Certificate of Authenticity.

No. 520 MDF shown painted White.



No. 520 Berkley shown painted White.



No. 520 Berkley shown painted White.

## Berkley

No. 520

MDF White Paint.

	<b>520-48</b>
Projection:	1.5"
Interior Width:	48"
Interior Height:	42"
Width to outside leg at base:	58"
Depth of leg at bottom:	3"
Shelf Length:	62"
Shelf Depth:	8"
Overall Height:	52"

3 piece scribe set included.

Wood and MDF are considered combustible materials. Heat clearances must be adhered to. Before installing, check your local building codes and the manufacturer's instructions for your specific fireplace insert or stove.

For all surrounds and shelves: hardware is not included to attach the hanger board to the mounting surface. Actual finish colors and distressing may vary from photos.

\*All Pearl Mantels are manufactured individually. Measurements listed are standard, but tolerances may vary. We encourage you to measure your mantel prior to installation and for all custom-fit applications.


# Your Mantel Headquarters!

618BRN 48" and 60" No longer available.  
Available colors are White, Black and NEW #05 Mineral

## Crestwood No. 618

MDF Available in White, Black,  
or Chocolate Brown Painted Finish.  
48", 60", and 72" lengths.

	618-48	618-60	618-72
Top Shelf Length:	48"	60"	72"
Top Shelf Depth:	10"	10"	10"
Bottom Base Length:	39"	51"	63"
Bottom Base Depth:	5.5"	5.5"	5.5"
Overall Height:	5"	5"	5"




No. 618 Shown in  
Chocolate Brown  
painted Finish

## LOOK FOR THE PEARL!

Each of our pieces  
is lovingly branded  
with a Pearl inlay—  
Our Certificate of  
Authenticity.



No. 618 Crestwood shown painted White 60" length.



No. 618 Crestwood shown painted Black 60" length.

Only available in 72"



No. 618 Crestwood shown painted Chocolate Brown 60" length.

Because each mounting surface is different, hardware is not included to attach the hanger board to the mounting surface. Please consult a professional for advice.



No. 618 Crestwood shown in  
Chocolate Brown painted finish.



No. 618 Crestwood shown in  
White painted finish.



No. 618 Crestwood shown in  
Black painted finish.

Wood and MDF are considered combustible materials. Heat clearances must be adhered to. Before installing, check your local building codes and the manufacturer's instructions for your specific fireplace insert or stove.

For all surrounds and shelves: hardware is not included to attach the hanger board to the mounting surface. Actual finish colors and distressing may vary from photos.

\*All Pearl Mantels are manufactured individually. Measurements listed are standard, but tolerances may vary. We encourage you to measure your mantel prior to installation and for all custom-fit applications.

Visit our website for more photos, 3D product animations, and information on our products and fine furniture quality finishes—[www.pearlmantels.com](http://www.pearlmantels.com)

Actual finish colors and distressing may vary from photos. © 1995-2019 Pearl Mantels Corporation®




# MDF—The perfect blend of design and price!

## **Sarah No. 612**

*Patent Pending*

MDF. Available in White,  
~~or Linen~~ Painted Finish (while supplies last).  
48", 60", and 72" lengths.

	612-48	612-60	612-72
Top Shelf Length:	48"	60"	72"
Top Shelf Depth:	9"	9"	9"
Bottom Base Length:	48"	60"	72"
Bottom Base Depth:	9"	9"	9"
Overall Height:	5"	5"	5"



No. 612 Sarah MDF shown in White painted finish 60" length.



No. 612 Sarah MDF shown in Linen distressed finish 60" length. While supplies last.

Because each mounting surface is different, hardware is not included to attach the hanger board to the mounting surface. Please consult a professional for advice.



No. 612 Sarah shown in White painted finish.



No. 612 Sarah shown in Linen distressed finish.  
While supplies last.

Wood and MDF are considered combustible materials. Heat clearances must be adhered to. Before installing, check your local building codes and the manufacturer's instructions for your specific fireplace insert or stove.

For all surrounds and shelves: hardware is not included to attach the hanger board to the mounting surface. Actual finish colors and distressing may vary from photos.

\*All Pearl Mantels are manufactured individually. Measurements listed are standard, but tolerances may vary. We encourage you to measure your mantel prior to installation and for all custom-fit applications.

# Your Mantel Headquarters!

## Henry Shelf

### No. 610

MDF. Available in  
White or Black Painted Finish.  
48", 60", and 72" lengths.


	610-48	610-60	610-72
Top Shelf Length:	48"	60"	72"
Top Shelf Depth:	9"	9"	9"
Bottom Base Length:	43.75"	55.875"	67.75"
Bottom Base Depth:	6.875"	6.875"	6.875"
Overall Height:	8"	8"	8"



## LOOK FOR THE PEARL!

*Each of our pieces is lovingly  
branded with a Pearl inlay—  
Our Certificate of Authenticity.*

*No. 610 MDF shown painted Black*



*No. 610 Henry MDF Shown painted White 60" length.*



*No. 610 Henry MDF Shown painted Black 60" length.*

*Because each mounting surface is different, hardware is not included to attach the hanger board to the mounting surface. Please consult a professional for advice.*



*No. 610 Henry MDF shown in White painted finish.*



*No. 610 Henry MDF shown in Black painted finish.*

Wood and MDF are considered combustible materials. Heat clearances must be adhered to. Before installing, check your local building codes and the manufacturer's instructions for your specific fireplace insert or stove.

For all surrounds and shelves: hardware is not included to attach the hanger board to the mounting surface. Actual finish colors and distressing may vary from photos.

\*All Pearl Mantels are manufactured individually. Measurements listed are standard, but tolerances may vary. We encourage you to measure your mantel prior to installation and for all custom-fit applications.

Visit our website for more photos, 3D product animations, and information on our products and fine furniture quality finishes—[www.pearlmantels.com](http://www.pearlmantels.com)

Actual finish colors and distressing may vary from photos. © 1995-2019 Pearl Mantels Corporation®

# Flexible Space Solutions!

The Emory Contemporary Surround and Emory Contemporary Shelf are truly “One Size Fits All!”  
**The surround is adjustable in height and width, and the shelf is adjustable in width.**

## Emory Contemporary Surround No. 201 Expandable Height and Width

MDF. Available in White Paint.



Because each mounting surface is different, hardware is not  
 included to attach the hanger board to the mounting surface.  
 Please consult a professional for advice.

No. 201 MDF Expands	From	To
Shelf Length	48"	80"
Main Shelf Depth	8"	
Shelf Depth of expanded wings	7.5"	
Interior Width	37"	69"
Interior Height	42"	48"
Overall Height	49"	55"
Leg width without added plinth	5.5"	
Leg width with plinth added	7"	
Plinth height	8"	
Plinth depth	7.875"	
Outside leg to outside leg at base without plinth	48"	80"
Outside leg to outside leg at base with plinth	51"	83"

3 piece scribe set included.



No. 201 rear view of plinth base  
 showing adjustable height feature.  
 Plinth is used for increasing  
 the mantel height.



No. 201 rear view showing mechanism to expand width.



No. 201 MDF Emory Contemporary Surround  
 shown fully closed. Painted White.

Wood and MDF are considered combustible materials. Heat clearances must be adhered to. Before installing, check your local building codes and the manufacturer's instructions for your specific fireplace insert or stove.

For all surrounds and shelves: hardware is not included to attach the hanger board to the mounting surface. Actual finish colors and distressing may vary from photos.

\*All Pearl Mantels are manufactured individually. Measurements listed are standard, but tolerances may vary. We encourage you to measure your mantel prior to installation and for all custom-fit applications.




# The Emory Contemporary Surround and Shelf are a completely versatile and unique solution to fit any living space!


## Emory Contemporary Shelf No. 211 Expandable Width

MDF. Available in White Paint.

	No. 211 Expands	From	To
Shelf Length		48"	80"
Main shelf depth		8"	
Shelf Depth of expanded wings		7.5"	
Main shelf height		8"	
Shelf height of expanded wings		5.5"	



No. 211 MDF Emory Contemporary Shelf fully expanded. Shown painted White.



No. 211 MDF Emory Contemporary Shelf fully closed. Shown painted White.



No. 211 Emory Shelf. Rear view showing mechanism to expand width.



Because each mounting surface is different, hardware is not included to attach the hanger board to the mounting surface. Please consult a professional for advice.



No. 211 MDF Emory Contemporary Shelf shown fully extended. Painted White.



No. 211 MDF Emory Contemporary Shelf shown fully extended. Painted White.

Wood and MDF are considered combustible materials. Heat clearances must be adhered to. Before installing, check your local building codes and the manufacturer's instructions for your specific fireplace insert or stove.

For all surrounds and shelves: hardware is not included to attach the hanger board to the mounting surface. Actual finish colors and distressing may vary from photos.

\*All Pearl Mantels are manufactured individually. Measurements listed are standard, but tolerances may vary. We encourage you to measure your mantel prior to installation and for all custom-fit applications.

Visit our website for more photos, 3D product animations, and information on our products and fine furniture quality finishes—[www.pearlmantels.com](http://www.pearlmantels.com)

Actual finish colors and distressing may vary from photos. © 1995-2019 Pearl Mantels Corporation®

# Two Hanging Options!

Hang with or without Corbels (Included)

## USE AS FLOATING SHELVES (without Corbels)

### Shenandoah No. 412

Install with or without corbels

Available in Pine Wood 48", 60", and 72" lengths in the following finishes:  
Unfinished Distressed paint and stain grade, #09 Farmhouse Distressed, #10 Dune Distressed,  
#20 Espresso Distressed, #50 Medium Rustic Distressed,  
and #70 Cherry Rustic Distressed.


	412-48	412-60	412-72
Top Shelf Length:	48"	60"	72"
Top Shelf Depth:	9"	9"	9"
Bottom Base Length:	48"	60"	72"
Bottom Base Depth:	9"	9"	9"
Distance b/t Corbels:	25"	35"	42"
Width of each Corbel:	6.5"	6.5"	6.5"
Height of each Corbel:	5.5"	5.5"	5.5"
Overall Height w/o Corbel:	5"	5"	5"
Overall Height w/Corbel:	10.5"	10.5"	10.5"



412 shown in #09 Farmhouse Distressed Finish 60" length.



412 shown in #10 Dune Distressed Finish 60" length.



412 shown in #20 Espresso Distressed Finish 60" length.



412 shown without corbels in #50 Medium Rustic Distressed Finish 60" Length.



412 shown in #70 Cherry Rustic Distressed Finish 60" length.

Because each mounting surface is different, hardware is not included to attach the hanger board to the mounting surface. Please consult a professional for advice.



No. 412 Shenandoah shown without corbels in #09 Farmhouse Distressed finish.



No. 412 Shenandoah shown in #10 Dune Distressed finish.



No. 412 Shenandoah shown in #50 Medium Rustic Distressed finish.

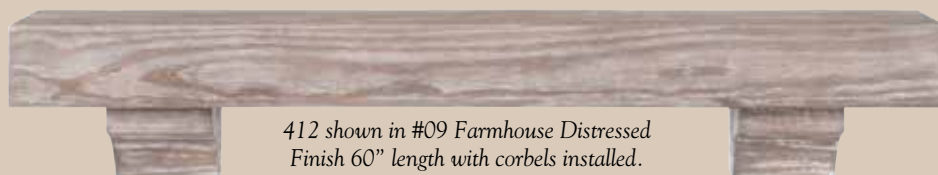
Wood and MDF are considered combustible materials. Heat clearances must be adhered to. Before installing, check your local building codes and the manufacturer's instructions for your specific fireplace insert or stove.

For all surrounds and shelves: hardware is not included to attach the hanger board to the mounting surface. Actual finish colors and distressing may vary from photos.

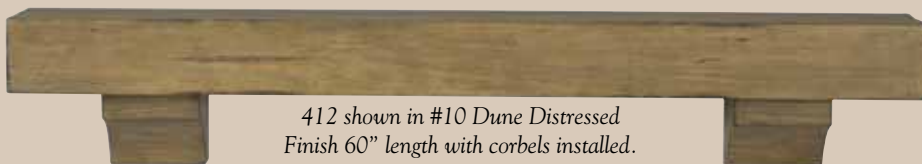
\*All Pearl Mantels are manufactured individually. Measurements listed are standard, but tolerances may vary. We encourage you to measure your mantel prior to installation and for all custom-fit applications.

The Shenandoah lets you customize your shelf to compliment your living space—  
As a stand-alone floating shelf, or with corbels (included) for a special touch.

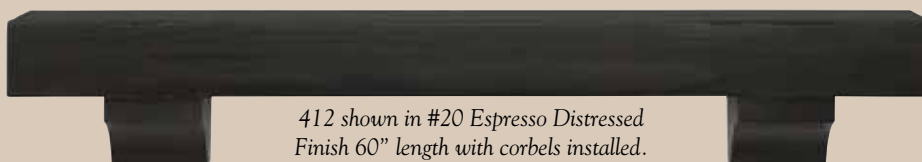
## Or Install with Corbels (included) to add a Unique Look!



412 shown in #09 Farmhouse Distressed  
Finish 60" length with corbels installed.



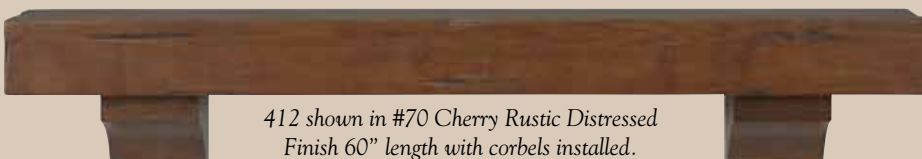
412 shown in #10 Dune Distressed  
Finish 60" length with corbels installed.



412 shown in #20 Espresso Distressed  
Finish 60" length with corbels installed.



412 shown in #50 Medium Rustic Distressed  
Finish 60" length with corbels installed.



412 shown in #70 Cherry Rustic Distressed  
Finish 60" length with corbels installed.

Because each mounting surface is different, hardware is not included to attach the hanger board to the mounting surface. Please consult a professional for advice.



No. 412 Shenandoah shown without corbels  
in #20 Espresso Distressed finish.

### LOOK FOR THE PEARL!

Each of our pieces is lovingly branded with a  
Pearl inlay—Our Certificate of Authenticity



No. 412 shown in  
#50 Medium Rustic  
Distressed Finish.

The pearl is  
neatly masked on our  
unfinished pieces making  
it easy to paint or stain.



No. 412 Shenandoah shown without corbels  
in #70 Cherry Rustic Distressed finish.

Wood and MDF are considered combustible materials. Heat clearances must be adhered to. Before installing, check your local building codes and the manufacturer's instructions for your specific fireplace insert or stove.

For all surrounds and shelves: hardware is not included to attach the hanger board to the mounting surface. Actual finish colors and distressing may vary from photos.

\*All Pearl Mantels are manufactured individually. Measurements listed are standard, but tolerances may vary. We encourage you to measure your mantel prior to installation and for all custom-fit applications.

Visit our website for more photos, 3D product animations, and information on our products and fine furniture quality finishes—[www.pearlmantels.com](http://www.pearlmantels.com)

Actual finish colors and distressing may vary from photos. © 1995-2019 Pearl Mantels Corporation®



# Renewed, “green” and on the scene!

## Eco-friendly vintage Solid Heart Pine mantel shelves reclaimed from the structures that helped build America. **MADE IN U.S.A.**

Rich with character, these mantel shelves proudly display their history with cracks, notches and nail holes. No two pieces will look exactly alike, each is an individual masterpiece. The wood is hard and durable, and no matter what your décor, this classic treasure will complete your room with warmth and beauty. Available in two lengths: 60” and 72” and two finishes: Driftwood – a natural weathered gray, and Whiskey – a warm toasted honey brown.



**DISCONTINUED AND OUT OF STOCK**

No. 870 Reclaimed Pine Shelf  
shown in Driftwood Finish 60” length.



**DISCONTINUED AND OUT OF STOCK**

No. 870 Reclaimed Pine Shelf  
shown in Whiskey Finish 60” length.

### Solid Heart Pine Reclaimed Wood Shelves **No. 870**

Available in Driftwood (DW) or Whiskey (WSKY) Finish. 60” and 72” lengths.

\*As each piece is different, appearance, measurements and weight may vary from published information.

	870-60	870-72
Top Shelf Length:	60”	72”
Top Shelf Depth:	11.5”	11.5”
Bottom Base Length:	60”	72”
Bottom Base Depth:	11.5”	11.5”
Distance between Corbels:	34.5”	44”
Height with Corbels:	14”	14”
Corbel Height:	10”	10”
Corbel Depth:	9”	9”
Corbel Width:	4”	4”

### About Reclaimed Wood

Reclaimed from Antique Barn Wood. Each piece is a meticulous labor of love. Handmade from vintage wood preserving the natural splits, knots, nail holes, etc., from the original wood surface.

- The age and tannins in the wood will accept stain differently and stain variations are common and acceptable. Size variations are also common.
- No two pieces will look exactly alike—individual masterpieces.
- Because each piece is unique, measurements may vary up to 3/4 inches.

- Pictures are representative. Finish and physical appearance may vary.
- Some finishes may be lighter or darker than the picture.
- Each piece is handmade retaining natural splits, knots, nail holes, etc. from the original wood surface.



870 Reclaimed Pine Shelf  
Back View.

#### Easy Bracket Mounting System:

The corbels and bracket come attached. Simply mount the corbels and bracket to your surface and lay the solid pine shelf on top. Affix shelf with construction adhesive.



Because each mounting surface is different, hardware is not included to attach the hanger board to the mounting surface. Please consult a professional for advice.



No. 870 shown in Whiskey Finish.



No. 870 detail view of Driftwood Finish  
showing surface imperfections.



No. 870 detail view of Whiskey Finish  
showing surface imperfections.

Wood and MDF are considered combustible materials. Heat clearances must be adhered to. Before installing, check your local building codes and the manufacturer's instructions for your specific fireplace insert or stove.

For all surrounds and shelves: hardware is not included to attach the hanger board to the mounting surface. Actual finish colors and distressing may vary from photos.

\*All Pearl Mantels are manufactured individually. Measurements listed are standard, but tolerances may vary. We encourage you to measure your mantel prior to installation and for all custom-fit applications.

# Solid Cedar Log Shelf!

Solid Cedar! Each shelf is unique and representative of the tree that yielded it – truly an original masterpiece. **MADE IN U.S.A.**



No. 900 Cedar Log shown in Natural Cedar Finish 60" length.

ONLY AVAILABLE IN 72"

## Cedar Shelf

### No. 900

Available only in Natural Cedar Finish 60" and 72" lengths.

	<del>900-60</del>	900-72
*Top Shelf Length:	60"	72"
*Top Shelf Depth:	8.5"	8.5"
*Bottom Base Length:	60"	72"
*Bottom Base Depth:	8.5"	8.5"
*Distance Between Corbels:	29"	40"
*Corbels:	5.75" W x 5.375" H x 5.5" D	
*Overall Height With Corbels:	11.75"	11.75"

\*As each piece is hand crafted, appearance, measurements and weight may vary from published information.



No. 900 Cedar Log Back View.



▲ **Easy Bracket Mounting System:** The corbels and bracket come attached. Simply mount the corbels and bracket to your surface and lay the solid pine shelf on top. Affix shelf with construction adhesive.

Because each mounting surface is different, hardware is not included to attach the hanger board to the mounting surface. Please consult a professional for advice.



No. 900 Natural Cedar Finish.



900 Solid Cedar Log angle detail.



No. 900 Natural Cedar Finish.

Wood and MDF are considered combustible materials. Heat clearances must be adhered to. Before installing, check your local building codes and the manufacturer's instructions for your specific fireplace insert or stove.

For all surrounds and shelves: hardware is not included to attach the hanger board to the mounting surface. Actual finish colors and distressing may vary from photos.

\*All Pearl Mantels are manufactured individually. Measurements listed are standard, but tolerances may vary. We encourage you to measure your mantel prior to installation and for all custom-fit applications.

Visit our website for more photos, 3D product animations, and information on our products and fine furniture quality finishes—[www.pearlmantels.com](http://www.pearlmantels.com)

Actual finish colors and distressing may vary from photos. © 1995-2019 Pearl Mantels Corporation®

# Classic Shelf Designs



No. 490 Lindon shown in #70 Cherry Distressed Finish 60" Length.

## Lindon No. 490

Unfinished, paint and stain grade:  
60" and 72" lengths.  
#70 Cherry Distressed Finish:  
48", 60", and 72" lengths.

	490-48	490-60	490-72
Top Shelf Length:	48"	60"	72"
Top Shelf Depth:	8"	10"	10"
Bottom Base Length:	42"	54"	66"
Bottom Base Depth:	5"	7"	7"
Overall Height:	6.5"	7"	7"



No. 490 Shown in #70 Cherry Distressed Finish.

## LOOK FOR THE PEARL!

Each of our pieces is lovingly branded with a Pearl inlay—Our Certificate of Authenticity.



## Homestead

No. 418

Unfinished, paint and stain grade: 60" and 72" lengths.  
#90 Antique Finish: 48", 60", and 72" lengths.

	418-48	418-60	418-72
Top Shelf Length:	48"	60"	72"
Top Shelf Depth:	10"	10"	10"
Bottom Base Length:	38"	50"	62"
Bottom Base Depth:	4.625"	4.625"	4.625"
Overall Height:	5"	5"	5"

No. 418 Homestead shown in #90 Antique Finish 60" Length.



## Devonshire No. 416

Available unfinished, paint and stain grade in  
60" and 72" lengths, or  
#70 Cherry Distressed Finish in 60" and 72" lengths.  
Install with or without corbels.

No. 416 Devonshire shown in #70 Cherry Distressed Finish 60" Length.

	416-60	416-72
Top Shelf Length:	60"	72"
Top Shelf Depth:	10"	10"
Bottom Base Length:	48.5"	60.5"
Bottom Base Depth:	5.375"	5.375"
Distance between Corbels:	40"	52"
Width of each Corbel:	4"	4"
Overall Height without Corbels:	9"	9"
Overall Height with Corbels:	16.75"	16.75"

Because each mounting surface is different, hardware is not included to attach the hanger board to the mounting surface. Please consult a professional for advice.



No. 416 shown in #70 Cherry Distressed Finish. Shown with corbels.



No. 418 shown in #90 Antique Finish.



No. 490 shown in #70 Cherry Distressed Finish.

Wood and MDF are considered combustible materials. Heat clearances must be adhered to. Before installing, check your local building codes and the manufacturer's instructions for your specific fireplace insert or stove.

For all surrounds and shelves: hardware is not included to attach the hanger board to the mounting surface. Actual finish colors and distressing may vary from photos.

\*All Pearl Mantels are manufactured individually. Measurements listed are standard, but tolerances may vary. We encourage you to measure your mantel prior to installation and for all custom-fit applications.



# Your Mantel Headquarters!

## Acacia No. 492

Available in Natural Finish or Weathered Finish.  
48", 60", and 72" lengths.

	492-48	492-60	492-72
Top Shelf Length:	48"	60"	72"
Top Shelf Depth:	10"	10"	10"
Overall Height:	6"	6"	6"

The 492 Acacia Shelf features wood from the Acacia tree, which is durable, colorful, quick-growing and sustainable.



No. 492 shown in Weathered Finish 60" Length.



No. 492 shown in Natural Finish 60" Length.



No. 492 Shown in Natural Finish

### LOOK FOR THE PEARL!

Each of our pieces is lovingly branded with a Pearl inlay—Our Certificate of Authenticity.

**Please Note:** As each piece of Acacia wood has weathered and grown differently, wood colors, cracks, and knots can vary greatly from photographs, and from one piece to the next. The random character of the wood will result in an individual and unique look for each piece.

Because each mounting surface is different, hardware is not included to attach the hanger board to the mounting surface. Please consult a professional for advice.



No. 492 shown in Weathered Finish.



420 Savannah shown in #15 Taos Finish 60" Length.

## Savannah No. 420

Pine and Pine Veneer. 48", 60", and 72" lengths.  
Available Unfinished, paint and stain grade, and in #15 Taos Finish.

	420-48	420-60	420-72
Top Shelf Length:	48"	60"	72"
Top Shelf Depth:	9"	9"	9"
Bottom Base Length:	43"	55"	67"
Bottom Base Depth:	6.5"	6.5"	6.5"
Overall Height:	9"	9"	9"



No. 420 shown in #15 Taos Finish.



No. 496 shown in #50 Medium Rustic Distressed Finish 60" Length.

## Lexington No. 496

Available in Pine Wood  
Available Unfinished, paint and stain grade: 60" and 72" lengths  
and #50 Medium Rustic Distressed Finish: 60" and 72" lengths.

	496-60	496-72
Top Shelf Length:	60"	72"
Top Shelf Depth:	10"	10"
Bottom Base Length:	60"	72"
Bottom Base Depth:	10"	10"
Overall Height:	8"	8"



No. 496 shown in #50 Medium Rustic Distressed Finish.

Wood and MDF are considered combustible materials. Heat clearances must be adhered to. Before installing, check your local building codes and the manufacturer's instructions for your specific fireplace insert or stove.  
For all surrounds and shelves: hardware is not included to attach the hanger board to the mounting surface. Actual finish colors and distressing may vary from photos.  
\*All Pearl Mantels are manufactured individually. Measurements listed are standard, but tolerances may vary. We encourage you to measure your mantel prior to installation and for all custom-fit applications.

Visit our website for more photos, 3D product animations, and information on our products and fine furniture quality finishes—[www.pearlmantels.com](http://www.pearlmantels.com)

Actual finish colors and distressing may vary from photos. © 1995-2019 Pearl Mantels Corporation®

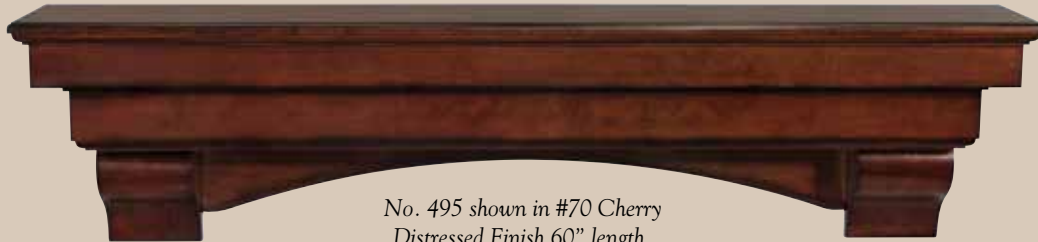
# 3 Design Choices: 495 Auburn, 499 Hadley and 497 Celeste!

## DESIGNED FOR VERSATILITY!

### Auburn No. 495

Available Unfinished, paint and stain grade: : 48", 60", and 72" lengths.

#70 Cherry Distressed Finish: 48", 60", and 72" lengths.



No. 495 shown in #70 Cherry Distressed Finish 60" length.

Shelf with Corbels and Arch

### Hadley No. 499

48", 60", and 72" lengths. Available only in #27 Cottage Gray Finish with Rustic Chalk Wash Top.

**Two Tone Finish!**

#27 Cottage Finish with Rustic Chalk Wash Top.

↙ Rustic Chalk Wash Top. ↘

The top has a chalk patina that will naturally fade into the distressing over time.



499 Hadley shown in #27 Cottage Gray Finish 60" length.

Shelf with Corbels and Arch

Pearl's mantel shelves all use a mitered rail system for easy installation. The hollow opening in the back of each design neatly accommodates the rails making these shelves...

### Easy to Hang!

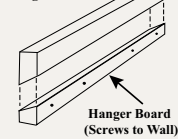
Back View of Shelf (Same Application for Mantel)

Mitered Hanger Rail



Hanger Board

Shelf with Mitered Hanger Rail Sits atop Mitered Hanger Board



Side View of Shelf

Mitered Hanger Rail Inside Back

Note: Hanger board mounting hardware is not included.

Because each mounting surface is different, hardware is not included to attach the hanger board to the mounting surface. Please consult a professional for advice.



No. 499 Hadley shown in #27 Cottage Gray Finish. Shown with Shelf and Corbels.



No. 497 Celeste shown in #20 Espresso Distressed Finish. Shown with Shelf only.



No. 495 Auburn shown in #70 Cherry Distressed Finish. Shown with Shelf, Corbels, and Arch.

Wood and MDF are considered combustible materials. Heat clearances must be adhered to. Before installing, check your local building codes and the manufacturer's instructions for your specific fireplace insert or stove.

For all surrounds and shelves: hardware is not included to attach the hanger board to the mounting surface. Actual finish colors and distressing may vary from photos.

\*All Pearl Mantels are manufactured individually. Measurements listed are standard, but tolerances may vary. We encourage you to measure your mantel prior to installation and for all custom-fit applications.

# Install just the Shelf, the Shelf with Corbels, or the complete combination of Shelf, Corbels, and Arch! (All are included).

► For Unfinished option, paint and stain grade, 495, 497 & 499, see 495 (Auburn) opposite page

## Celeste No. 497

Pine and Pine Veneer.  
48", 60", and 72" lengths.  
Available only in #10 Dune or  
#20 Espresso Finish.  
See 495 Auburn (above) for  
unfinished option of this style,  
paint and stain grade.



No. 497 shown in #10 Dune  
Distressed Finish 60" length.

Shelf with Corbels and Arch

## The Auburn, Hadley and Celeste offer three design choices!

You have the option of installing just the shelf, the shelf with corbels,  
or the complete combination of shelf, corbels, and arch.

### 3 HANGING OPTIONS!

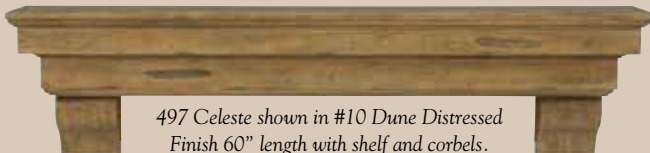
Included: Arch, Corbels and Shelf.

Shelf Only



497 Celeste shown in #10 Dune Distressed  
Finish 60" length with shelf only.

Shelf with  
Corbels



497 Celeste shown in #10 Dune Distressed  
Finish 60" length with shelf and corbels.

Shelf with  
Corbels  
and Arch



497 Celeste shown in #10 Dune Distressed  
Finish 60" length with shelf, corbels, and arch.

#### Specifications for 495, 497 and 499

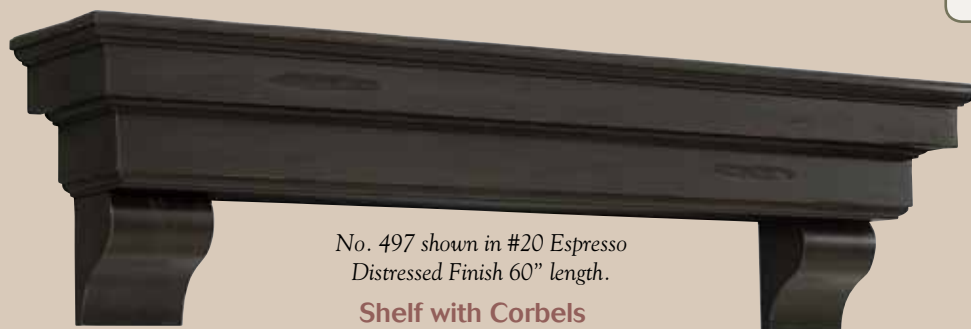
	48	60	72
Top Shelf Length:	48"	60"	72"
Top Shelf Depth:	9.5"	10"	10"
Bottom Base Length:	42.5"	52.5"	64.5"
Bottom Base Depth:	6"	6"	6"
Distance Between Corbels:	31"	40.5"	52.5"
Width Of Each Corbel:	4.75"	6"	6"
Height Of Each Corbel:	5.625"	6.75"	6.75"
Overall Height With Corbel:	12"	15"	15"
Radius:	43.375"	58.625"	99.75"



LOOK  
FOR  
THE  
PEARL!

No. 495 Auburn  
Shown in #70 Cherry  
Distressed Finish.

Each of our pieces is  
lovingly branded with  
a Pearl inlay—  
Our Certificate of  
Authenticity.



No. 497 shown in #20 Espresso  
Distressed Finish 60" length.

Shelf with Corbels

Because each mounting surface is different,  
hardware is not included to attach the hanger  
board to the mounting surface. Please  
consult a professional for advice.

Wood and MDF are considered combustible materials. Heat clearances must be adhered to. Before installing, check your local building codes and the manufacturer's instructions for your specific fireplace insert or stove.

For all surrounds and shelves: hardware is not included to attach the hanger board to the mounting surface. Actual finish colors and distressing may vary from photos.

\*All Pearl Mantels are manufactured individually. Measurements listed are standard, but tolerances may vary. We encourage you to measure your mantel prior to installation and for all custom-fit applications.

Visit our website for more photos, 3D product animations, and information on our products and fine furniture quality finishes—[www.pearlmantels.com](http://www.pearlmantels.com)

Actual finish colors and distressing may vary from photos. © 1995-2019 Pearl Mantels Corporation®



# It's the first piece of furniture in any home...

No. 110 Williamsburg shown finished.

## Williamsburg

**No. 110**

Available unfinished only, paint and stain grade.

	110-48	110-56
Projection:	1.5"	1.5"
Interior Width:	48"	56"
Interior Height:	42"	42"
Width to outside leg at base:	60.5"	68.5"
Depth of leg at bottom:	3.75"	3.75"
Shelf Length:	64"	72"
Shelf Depth:	8"	8"
Overall Height:	52"	52"

3 piece scribe set included.

No. 111 Alamo shown finished.

## Alamo

**No. 111**

Available unfinished only, paint and stain grade.

	111-50
Projection:	1.5"
Interior Width:	50"
Interior Height:	42"
Width to outside leg at base:	60"
Depth of leg at bottom:	3.75"
Shelf Length:	64"
Shelf Depth:	8"
Overall Height:	52"

3 piece scribe set included.

No. 120 Windsor shown painted.

## Windsor

**No. 120**

Available unfinished only, paint and stain grade.

	120-48	120-56
Projection:	1.5"	1.5"
Interior Width:	48"	56"
Interior Height:	42"	42"
Width to outside leg at base:	63.5"	71.5"
Depth of leg at bottom:	4"	4"
Shelf Length:	68"	76"
Shelf Depth:	8"	8"
Overall Height:	57"	57"

3 piece scribe set included.

No. 140 Classique shown painted.

## Classique

**No. 140**

Available unfinished only, paint and stain grade.

	140-50	140-56
Projection:	1.5"	1.5"
Interior Width:	50"	56"
Interior Height:	42"	42"
Width to outside leg at base:	71.25"	77.25"
Depth of leg at bottom:	4.375"	4.375"
Shelf Length:	73.5"	79.5"
Shelf Depth:	8"	8"
Overall Height:	56"	56"

3 piece scribe set included.

Because each mounting surface is different, hardware is not included to attach the hanger board to the mounting surface. Please consult a professional for advice.

### LOOK FOR THE PEARL!

Each of our pieces is lovingly branded with a Pearl inlay—Our Certificate of Authenticity.

No. 110 shown unfinished.



No. 110 Williamsburg shown finished.



No. 140 Classique shown painted.

Wood and MDF are considered combustible materials. Heat clearances must be adhered to. Before installing, check your local building codes and the manufacturer's instructions for your specific fireplace insert or stove.

For all surrounds and shelves: hardware is not included to attach the hanger board to the mounting surface. Actual finish colors and distressing may vary from photos.

\*All Pearl Mantels are manufactured individually. Measurements listed are standard, but tolerances may vary. We encourage you to measure your mantel prior to installation and for all custom-fit applications.



# Your Mantel Headquarters!

**159 PRINCETON DISCONTINUED AND SOLD OUT**



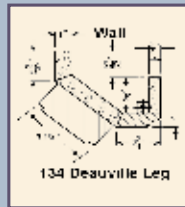
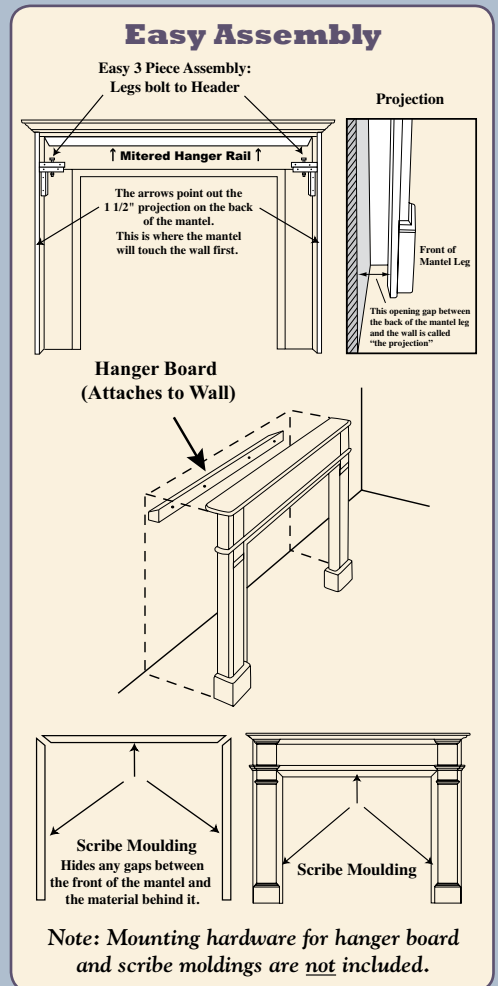
No. 159 Princeton shown finished.

## **Princeton No. 159**

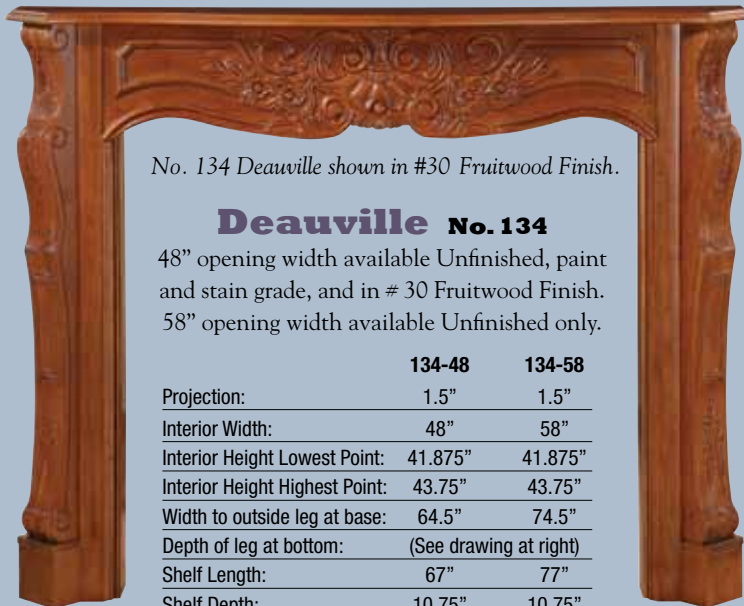
Available unfinished only, paint and stain grade in 48" and 56" widths. While supplies last.

	150-48	159-56
Projection:	1.5"	1.5"
Interior Width:	48"	56"
Interior Height Lowest Point:	42"	42"
Interior Height Highest Point:	45"	45"
Width to outside leg at base:	64"	72"
Depth of leg at bottom:	6"	6"
Shelf Length:	68.5"	76.5"
Shelf Depth:	8.25"	8.25"
Overall Height:	57"	57"

3 piece scribe set included.



Detail of No. 134 Deauville Leg.



No. 134 Deauville shown in #30 Fruitwood Finish.

## **Deauville No. 134**

48" opening width available Unfinished, paint and stain grade, and in # 30 Fruitwood Finish.  
58" opening width available Unfinished only.

	134-48	134-58
Projection:	1.5"	1.5"
Interior Width:	48"	58"
Interior Height Lowest Point:	41.875"	41.875"
Interior Height Highest Point:	43.75"	43.75"
Width to outside leg at base:	64.5"	74.5"
Depth of leg at bottom:	(See drawing at right)	
Shelf Length:	67"	77"
Shelf Depth:	10.75"	10.75"
Overall Height:	53.5"	53.5"

3 piece scribe set included.



## LOOK FOR THE PEARL!

Each of our pieces is lovingly branded with a Pearl inlay—Our Certificate of Authenticity.

Shown in #30 Fruitwood Finish.

The Deauville is hand crafted and hand carved. Carvings may vary.

Because each mounting surface is different, hardware is not included to attach the hanger board to the mounting surface. Please consult a professional for advice.



No. Deauville 134 shown in #30 Fruitwood Finish.



No. 159 Princeton shown Finished.

Wood and MDF are considered combustible materials. Heat clearances must be adhered to. Before installing, check your local building codes and the manufacturer's instructions for your specific fireplace insert or stove.

For all surrounds and shelves: hardware is not included to attach the hanger board to the mounting surface. Actual finish colors and distressing may vary from photos.

\*All Pearl Mantels are manufactured individually. Measurements listed are standard, but tolerances may vary. We encourage you to measure your mantel prior to installation and for all custom-fit applications.

Visit our website for more photos, 3D product animations, and information on our products and fine furniture quality finishes—[www.pearlmantels.com](http://www.pearlmantels.com)

Actual finish colors and distressing may vary from photos. © 1995-2019 Pearl Mantels Corporation®

# Light Weight Perfection Cast Stone Made in U.S.A.

Perfection Cast Stone artisan Todd Evans crafts each shelf from custom made molds designed to emulate the elegant variations, colors, and imperfections admired in natural stone.



*Textures may vary as each piece is individually crafted and hand poured. Flat and rough surfaces are characteristic of poured cast stone corbels. Actual finish colors and hand distressing may vary from photos. Finish samples available.*

*Shown in Safari Finish.*

## For use Indoors and Out.

Because each mounting surface is different, hardware is not included to attach the hanger board to the mounting surface. Please consult a professional for advice.



*Shown in Leather Finish.*



*Shown in Smoke Finish.*

Wood and MDF are considered combustible materials. Heat clearances must be adhered to. Before installing, check your local building codes and the manufacturer's instructions for your specific fireplace insert or stove.

For all surrounds and shelves: hardware is not included to attach the hanger board to the mounting surface. Actual finish colors and distressing may vary from photos.

\*All Pearl Mantels are manufactured individually. Measurements listed are standard, but tolerances may vary. We encourage you to measure your mantel prior to installation and for all custom-fit applications.

# Your Mantel Headquarters!

## 5 Foot Shelf

Shelf Length:	60"
Shelf Depth:	12"
Corbel Height:	9"
Corbel Depth:	9"
Corbel Width:	4"
Overall Height w/o Corbel:	3.5"
Overall Height w/ Corbel:	12.5"
Weight:	78 lbs.

## 6 Foot Shelf

Shelf Length:	72"
Shelf Depth:	12"
Corbel Height:	9"
Corbel Depth:	9"
Corbel Width:	4"
Overall Height w/o Corbel:	3.5"
Overall Height w/ Corbel:	12.5"
Weight:	96 lbs.

Order by color and length.

Made to order. Minimum 2 week leadtime.

Actual finish colors and  
distressing may vary from photos.  
Finish samples available.



Because each piece is individually hand crafted and poured, overall measurements may vary up to 1/2" and we recommend that the mantel shelf and corbels be installed first, then install the stone around the shelf. This insures a secure fit for the mantel and brackets. Lead time 2 weeks.

Because each mounting surface is different, hardware is not included to attach the hanger board to the mounting surface. Please consult a professional for advice.

Installation is done following a 3 step plan. It is recommended that 2 people be available for installation.

**Note:** We suggest consulting a local expert if you are unfamiliar with masonry assembly and installation.

Masonry installation: Install corbels onto the masonry by attaching the brackets with 1/2" x 4" lag screws using suitable anchors. You will need 2 per corbel. For even weight distribution of the shelf, mount corbels approximately 12" in from each end on the 5 ft. shelf and 18" on the 6ft. shelf. After corbels are installed apply mortar or construction adhesive, per manufacturer's product instructions, to the top of each corbel and to the back of the shelf. Set mantel on top of corbels, arrange so that it is centered on the corbels and press against the wall. If necessary, clean with a slightly dampened cloth. Commercial cleaning products are not recommended.

If this is new construction, the stone will go over the brackets keeping them out of sight.

If this is a retrofit, use any stone parts that were chipped out in order for the shelf to fit to hide the brackets.

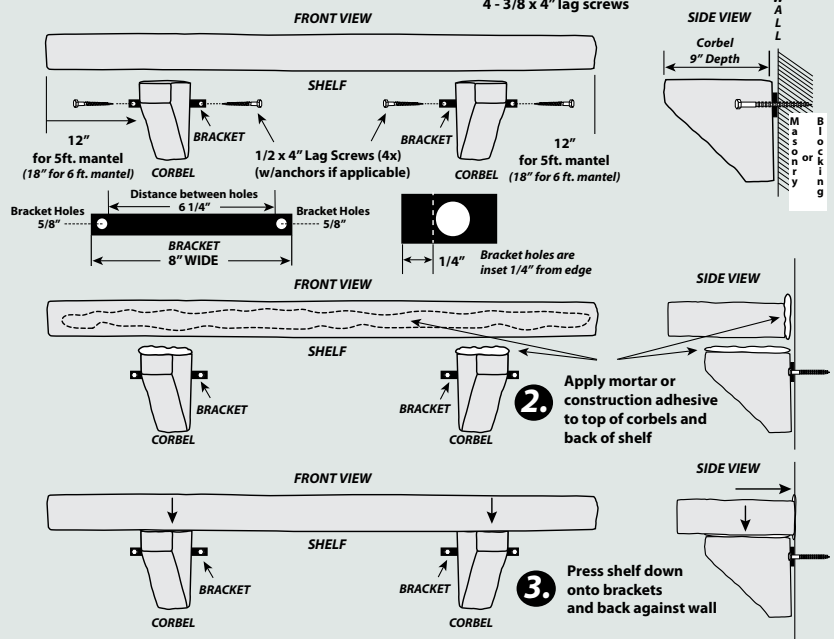
If installing to drywall, it will be necessary to cut the drywall away and install additional blocking between the studs to support the weight of the corbels and shelf. Hide the corbel brackets when reinstalling the drywall or hide with whatever material you may be using over the drywall (i.e. stone veneer, tile, etc.)

Because each piece is individually hand crafted and poured, overall measurements may vary up to 1/2" and we recommend that the mantel shelf and corbels be installed first, then install the stone around the shelf. This insures a secure fit for the mantel and brackets. If there are any gaps, they should be filled with mortar joint.

Please consult a professional if necessary.

## 3 - Step Installation:

1. Attach corbels to masonry or blocking using 4 - 3/8 x 4" lag screws



Wood and MDF are considered combustible materials. Heat clearances must be adhered to. Before installing, check your local building codes and the manufacturer's instructions for your specific fireplace insert or stove.

For all surrounds and shelves: hardware is not included to attach the hanger board to the mounting surface. Actual finish colors and distressing may vary from photos.

\*All Pearl Mantels are manufactured individually. Measurements listed are standard, but tolerances may vary. We encourage you to measure your mantel prior to installation and for all custom-fit applications.

Visit our website for more photos, 3D product animations, and information on our products and fine furniture quality finishes—[www.pearlmantels.com](http://www.pearlmantels.com)

Actual finish colors and distressing may vary from photos. © 1995-2019 Pearl Mantels Corporation®



# PEARL MANTELS®

Makers of fine furniture for your hearth and home



355 Cherokee Fontana Finish. See page 7.



Zachary Non-Combustible shown in Whitewash Finish. See page 2.

Visit our web site at [www.pearlmantels.com](http://www.pearlmantels.com) to learn more about our products, See 3D product animations, watch videos, see lifestyle shots, download our brochure and much more.

- Follow us on Facebook, Pinterest and Twitter



- Hearth, Patio & Barbecue Association



- International Builders Show



- High Point Furniture Market Suites at Market Square M-701S



- 412 Shenandoah Mantel featured on HGTV's *House Hunters Renovation*



*Actual finish colors and distressing may vary from photos.*

*Pearl Mantels® offer great value and quality to stand the test of time. When you decorate your fireplace or walls, pick a Pearl. Limited one year warranty.*

© 1995-2019 Pearl Mantels Corporation®

*Because each mounting surface is different, hardware is not included to attach the hanger board to the mounting surface. Please consult a professional for advice.*

Wood and MDF are considered combustible materials. Heat clearances must be adhered to. Before installing, check your local building codes and the manufacturer's instructions for your specific fireplace insert or stove.

For all surrounds and shelves: hardware is not included to attach the hanger board to the mounting surface. Actual finish colors and distressing may vary from photos.

\*All Pearl Mantels are manufactured individually. Measurements listed are standard, but tolerances may vary. We encourage you to measure your mantel prior to installation and for all custom-fit applications.